

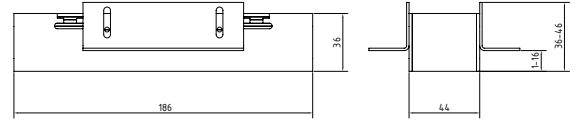


SQUARE 4



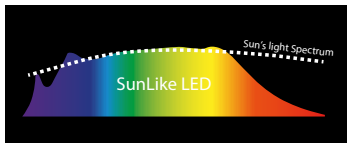
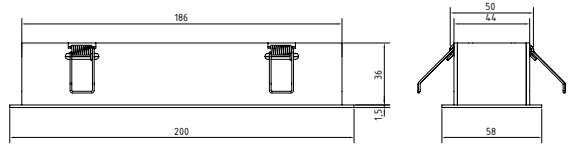
SQUARE 4 frameless

rahmenlose LED-Einbauleuchte mit 36,5 mm Einbautiefe
frameless LED recessed light with 36,5 mm mounting depth



SQUARE 4 Frame

LED-Einbauleuchte mit Rahmen, 36,5 mm Einbautiefe
LED recessed light with frame, 36,5 mm mounting depth



- warmweiße 3.000K Lichtfarbe CRI >95, optional auch 2.700K
- Abstrahlwinkel 50° oder 80°
- optional CCT tunable white (5000/2700K)
- **NEU:** mit SunLike Technologie

- warm white 3.000K light color CRI >95, optional 2.700K
- Beam angle 50° or 80°
- optional CCT tunable white (5000/2700K)
- **NEW:** with SunLike technology

SunLike Technologie

inkl. LED
including LED

Einsatzbereich Decke
installation area ceiling

Einsatz in Innenräumen
for indoor use

Schutzklasse drei
protection class three

Montage an Möbeln, entflammbar über 200°C
mounting to furnitures flammable over 200°C

Schutzart IP 44
protection IP44

Material: Aluminium, Kunststoff
material aluminum, plastic

Durchschnittlich gesamter Lichtstrom 630 Lumen
average total light current 630 lumen



Art.-Nr. Code	Variante Variant	Abstrahlwinkel Beam angle	Farbe Color	Anschluss Connection	Lichtfarbe Light color
291 450 03	SQUARE 4 frameless	50°		Konstantstrom 300 mA <i>constant current 300 mA</i>	weiß (3.000K, optional 2.700K) <i>white (3.000K, optional 2.700K)</i>
291 480 03	SQUARE 4 frameless	80°		Konstantstrom 300 mA <i>constant current 300 mA</i>	weiß (3.000K, optional 2.700K) <i>white (3.000K, optional 2.700K)</i>
291 451 03	SQUARE 4 frameless	50°		Konstantstrom 300 mA <i>constant current 300 mA</i>	tunable white (5000/2700K)
291 481 03	SQUARE 4 frameless	80°		Konstantstrom 300 mA <i>constant current 300 mA</i>	tunable white (5000/2700K)
291 450 11	SQUARE 4 Frame	50°	weiß <i>white</i>	Konstantstrom 300 mA <i>constant current 300 mA</i>	weiß (3.000K, optional 2.700K) <i>white (3.000K, optional 2.700K)</i>
291 480 11	SQUARE 4 Frame	80°	weiß <i>white</i>	Konstantstrom 300 mA <i>constant current 300 mA</i>	weiß (3.000K, optional 2.700K) <i>white (3.000K, optional 2.700K)</i>
291 451 11	SQUARE 4 Frame	50°	weiß <i>white</i>	Konstantstrom 300 mA <i>constant current 300 mA</i>	tunable white (5000/2700K)
291 481 11	SQUARE 4 Frame	80°	weiß <i>white</i>	Konstantstrom 300 mA <i>constant current 300 mA</i>	tunable white (5000/2700K)
291 450 13	SQUARE 4 Frame	50°	schwarz <i>black</i>	Konstantstrom 300 mA <i>constant current 300 mA</i>	weiß (3.000K, optional 2.700K) <i>white (3.000K, optional 2.700K)</i>
291 480 13	SQUARE 4 Frame	80°	schwarz <i>black</i>	Konstantstrom 300 mA <i>constant current 300 mA</i>	weiß (3.000K, optional 2.700K) <i>white (3.000K, optional 2.700K)</i>
291 451 13	SQUARE 4 Frame	50°	schwarz <i>black</i>	Konstantstrom 300 mA <i>constant current 300 mA</i>	tunable white (5000/2700K)
291 481 13	SQUARE 4 Frame	80°	schwarz <i>black</i>	Konstantstrom 300 mA <i>constant current 300 mA</i>	tunable white (5000/2700K)